



Year One










Phonics Parent Workshop

A Guide for Parents

Phonics in Year 1

Your child has been taught Phase 2, 3 and 4 in EYFS. In Year 1, children will learn more graphemes and phonemes in Phase 5. For example, they already know ai as in rain, but now they will be introduced to ay as in day and a-e as in make.

Alternative pronunciations for graphemes will also be introduced, e.g. ea in tea, head and break.



















ai ay		a-e	ee		ea	ie igh		y i-e
oa ow		o-e	ue ew		u-e	er ir		ur
or au		al aw	oi		oy	ou		ow

Phonics










Phonics is taught daily in school using Active Learn. The children are taught to recognise the sounds that each individual letter makes; identify the sounds that different combinations of letters make - such as 'sh' or 'oo'; and blend these sounds together from left to right to make a word. Children can then use this knowledge to 'de-code' new words that they hear or see.



Phonics

s 	a 	t 	i 	p 	n 	c 	k 	e 
h 	r 	m 	d 	g 	o 	u 	l 	
f 	b 	ai 	j 	oa 	ie 	ee 	or 	
z 	w 	ng 	v 	oo 	y 	x 	ch 	
sh 	th 	qu 	ou 	oi 	ue 	er 	ar 	

Phonics

ai ay 	a-e	ee 	ea	ie igh 	y i-e
oa ow 	o-e	ue ew 	u-e	er ir 	ur
or au 	al aw	oi 	oy	ou 	ow

What is the Phonics Screening Check?

Children in Year 1 throughout the country will all be taking part in a phonics screening check during the same week in June (week beginning 9th June). Children in Year 2 will also take the check if they did not achieve the required result when in Year 1 or they have not taken the test before.

The phonics screening check is designed to confirm whether individual children have learnt phonic decoding and blending skills to an appropriate standard.




What Happens During the Test?

The test contains 40 words. Each child will sit one-to-one and read each word aloud to a familiar adult. The test will take approximately 10 minutes per child, although all children are different and will complete the check at their own pace. The list of words the children read is a combination of 20 real words and 20 pseudo words (nonsense words).



Pseudo Words (Nonsense Words)

The pseudo words will be shown to your child with a picture of an alien. This provides the children with a context for the pseudo word which is independent from any existing vocabulary they may have. Pseudo words are included because they will be new to all pupils; they do not favour children with a good vocabulary knowledge or visual memory of words.



The Test

Practice sheet: Real words

in

at

beg

sum

Practice sheet: Pseudo words

ot



vap



osk



ect



The Test

river

diving

beehive

midnight

voo



jound



terg



fape



Reporting to Parents

By the end of the summer term school will report your child's results to you. We will also confirm if your child has met the standard threshold. In previous years this has been around 32/40 (80%). Children who do not achieve the expected level will retake the test when they are in Year 2.



How Are the Results Used?

Results from the check will be used by school to analyse their own performance and for Ofsted to use in inspections.



How Can I Help My Child at Home?

READ, READ AND READ SOME MORE

- Please read as often as you can with your child.
- Share bedtime stories.
- Read your child's home reading book daily.



How Can I Help My Child at Home?



- Each week your child will bring home a Phonics Learn With Me Bag.
- Inside there will be a game /activity for you to play with your child.
- The bags will be sent out on a Friday and need to returned the following Tuesday.



How Can I Help My Child at Home?

- Play lots of sound and listening games with your child.
- Read as much as possible to and with your child.
- Encourage and praise – get them to have a 'good guess'.
- If your child is struggling to decode a word, help them by encouraging them to say each sound in the word from left to right.
- Blend the sounds by pointing to each one, e.g. /c/ in cat, /p/ in pat, /ng/ in sing, /ee/ in been. Next move your finger under the whole word as you say it.
- Discuss the meaning of words if your child does not know what they have read.



How Can I Help My Child at Home?



- Your child has a login in the front of their Reading Record.
- This is a great resource for reading activities.
- There is a great selection of e-books which you can read together. A great way for your child to hear modelled reading.
- These books have been allocated by their class teacher.



How Can I Help My Child at Home?

A Useful Website:

[PhonicsPlay.co.uk](https://www.phonicsplay.co.uk)

There are some free games on Phonics Play which can help your child however you can pay for a subscription which is £12 per year which will enable you to have access to a wider variety of activities.



How Can I Help My Child at Home?

Other Useful Websites:



Letters and Sounds





Thank You!