

PHONICS WORKSHOP

YEAR ONE

AIMS

- TO SHARE INFORMATION ABOUT THE PHONICS SCREENING
- TO SHARE INFORMATION ABOUT PHASE 5 PHONICS ESPECIALLY SPLIT DIAGRAMS
- TO SHARE USEFUL WEBSITES

What is the phonics screening?






Department
for Education

- Introduced by the government to test children's level of reading (although we know phonics is not the only way a child learns to read...)
- Children are screened at the end of Year 1
- What happens if my child does not pass? Children can retake the screening in Year 2.

What does the phonics screening look like?

- The phonics screening consists of 40 words to read. Some are real words and some are nonsense words.

- | Practice sheet: Real words | |
|----------------------------|--|
| in | |
| at | |
| beg | |
| sum | |

Real words.
- | Practice sheet: Pseudo words | |
|------------------------------|---|
| ot |  |
| vap |  |
| osk |  |
| ect |  |

Nonsense words or alien names.

CLASS TEACHERS CARRY OUT THE ASSESSMENT

- THE ASSESSMENT WILL TAKE PLACE IN JUNE
- CHILD WILL NOT BE AWARE THAT THIS IS AN OFFICIAL ASSESSMENT
- THE CHILDREN WILL JUST THINK IT IS ANOTHER ASSESSMENT WITH THEIR TEACHER

What can you do at home?

- Ensure that children know their phase 2, and phase 3 sounds

s	a	t	p	i	n	m	j	w	v	x	y	z	qu
ss												zz	
d	g	o	c	e	u	r	ch	sh	th	ng	ai	ee	igh
			k				oa	oo	ar	or	ur	ow	oi
			ck							er			
h	B	f	l				ear	air	ure				
	b	ff	ll										

What can you do at home?

- Ensure that children know their phase 5 sounds

d	w wh	r	x	y	z zz	qu
ch	sh	th	ng	ai ay a-e	ee ea ey e-e	igh ie i-e
oa oe o-e	oo ue ew u-e	ar	or aw au	ur er ir	ow ou ough	oi oy
ear	air	ure				

What happens in Phase 5?

- Split digraphs
- Sound families

What is a split digraph?

A split digraph is two letters, split, making one sound:

e.g. a-e in make and cake
i-e in nice and bike
e-e in even and Steven
o-e in phone home
u-e in cute flute

Sound Families: Some sounds can be written in several different ways...

ee family

• ee I can see 

• ea Cup of tea 



• ey money money money

• y happy baby 

• e-e even Steven

What can you do at home?

- Play lots of phonics games on:

[PhonicsPlay.co.uk](https://www.phonicsplay.co.uk)

What can you do at home?

- Play lots of phonics games on:

The logo for 'Phonics BLOOM' is displayed on a light blue background. The word 'phonics' is written in a yellow, rounded, lowercase font with a blue outline. Below it, the word 'BLOOM' is written in a similar yellow, rounded, uppercase font with a blue outline. The letter 'O' in 'BLOOM' is replaced by a green gear, and the letter 'O' in 'LOOM' is replaced by an orange gear.

phonics
BLOOM

What can you do at home?

- Play lots of phonics games on:



What can you do at home?

- Play lots of phonics games on:



What can you do at home?

- Play lots of phonics games on:



The screenshot shows the KS1 Bitesize website interface. At the top, there is a navigation bar with 'KS1 Bitesize' and a cartoon crocodile logo. A sidebar on the left contains links for 'Home', 'Literacy', 'Maths', 'Science', and 'More Bitesize', along with the 'cbbc' logo. The main content area is titled 'Home > Literacy' and features a yellow banner with the text 'Fun activities to help children at KS1 learn more about Literacy.' Below this, there are six game cards arranged in a 2x3 grid:

 <p>Deep Sea Phonics Phonics</p>	 <p>River Rhyming Rhyming words</p>	 <p>Alphabetical Adventure Alphabetical order</p>
 <p>Pirate Spelling Spelling</p>	 <p>Travelling Pronouns Pronouns</p>	 <p>Balloon Joining Words Joining words</p>

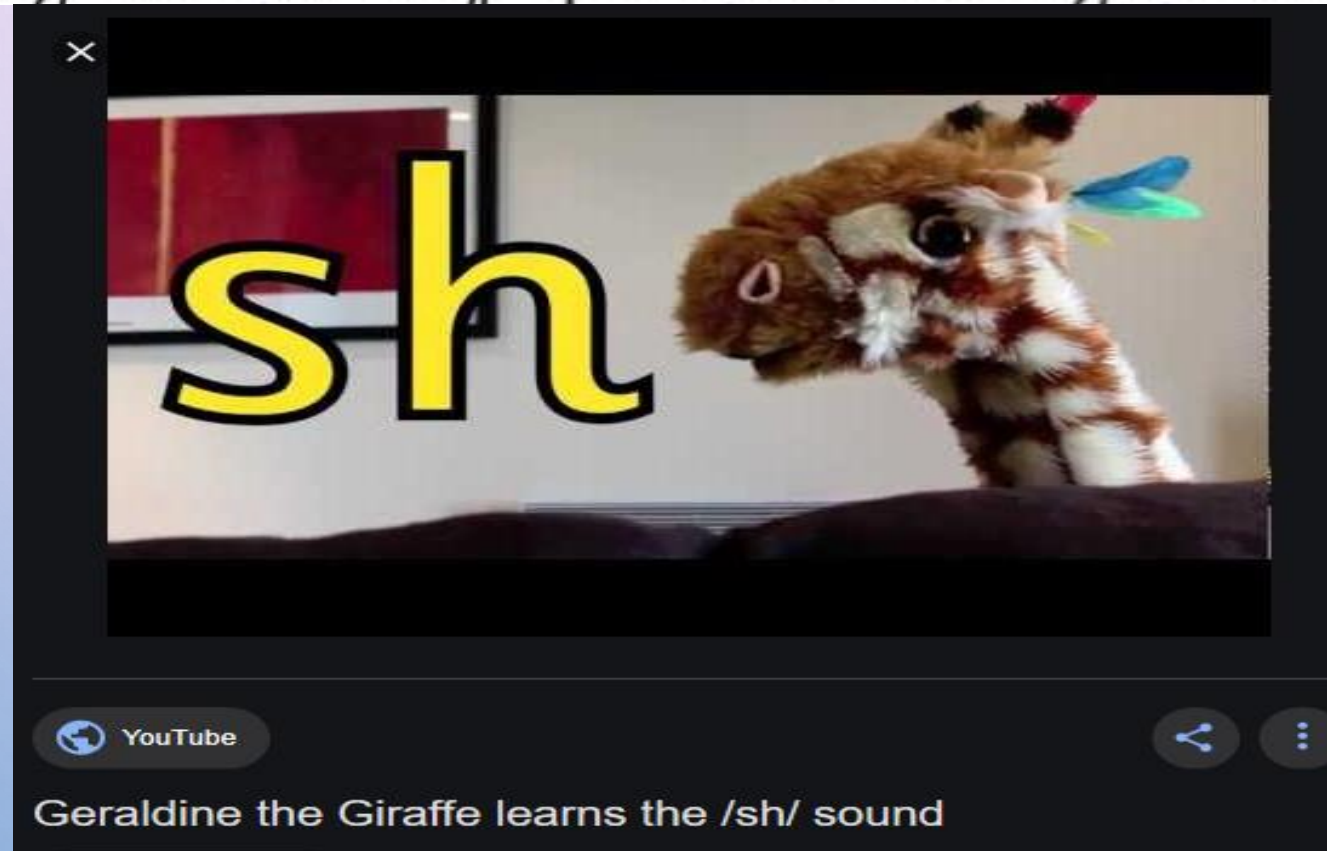
What can you do at home?

- Play lots of phonics games on:



What can you do at home?

- Play lots of phonics games on:



What can you do at home?

- Access Doodle daily for at least 10 minutes



Other ways to
support your child
are...

- Reading everyday!
- Finding reading material to match their interests
- Reading a range of material, e.g. magazines, comics, newspapers, posters



*Any questions please
do not hesitate to
contact Mrs
Jenkinson, Mrs
Eastham or Mrs
Davies.*